



Food and Agriculture  
Organization of the  
United Nations



*Empowered lives.  
Resilient nations.*

Supported by:



Federal Ministry for the  
Environment, Nature Conservation,  
Building and Nuclear Safety

based on a decision of the German Bundestag



# MODULE 1: GLOBAL POLICY CONTEXT FOR CLIMATE CHANGE ADAPTATION






# Objective

- Introduction to FAO CBIT AFOLU
- Understand key international policy frameworks for adaptation, particularly the ETF

# Overview

- UNFCCC Paris Agreement
- Enhanced Transparency Framework (ETF)
- Sendai Framework for DRR
- 2030 Agenda, SDGs
- Synergies in monitoring PA, SDG, Sendai Framework



# How does FAO address Transparency?

## *Context:*

*The agriculture and land use sectors play an important role in climate change mitigation and adaptation*

*Monitoring and reporting emissions, M&E of adaptation actions and tracking NDC progress under the Enhanced Transparency Framework will deliver co-benefits in terms of Sustainable Development Goals.*

*Challenges and barriers to be addressed: unavailable data; low technical capacities; and weak involvement in institutional arrangements.*





# How does FAO address Transparency?

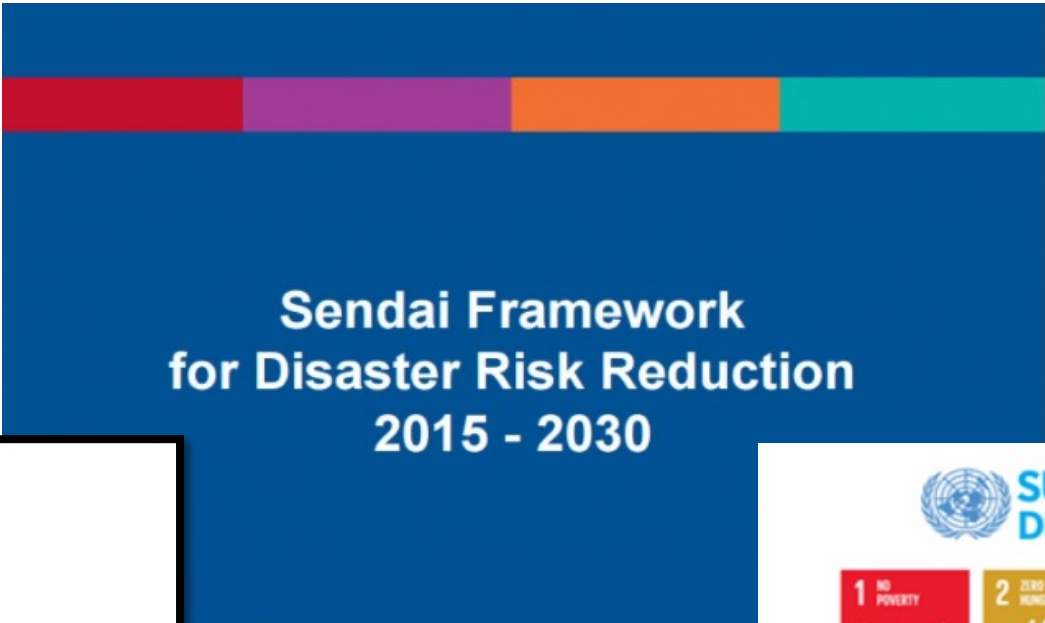
## *Objective:*

- Create an enabling environment for more inclusive **institutional arrangements**
- Strengthen **technical capacity** on monitoring, reporting and verification (MRV) and monitor and evaluation (M&E), including to collect and analyze agriculture and forest-related data
- Enhance **tracking capacity** while implementing mitigation and adaptation actions in the agriculture and land use sectors



# Three Global Commitments

In 2015, countries committed to three international agreements that are shaping the global response to climate change, disaster risk reduction and sustainable development



# Paris Agreement under the UNFCCC and M&E

The Paris Agreement, was adopted in 2015, and brings all UNFCCC signatory nations together to combat CC and adapt to its effects by keeping global temperature rise well below 2 degrees Celsius.

The agreement states that: *each Party shall, as appropriate, engage in adaptation planning processes and the implementation of actions, including the development or enhancement of relevant plans, policies and/or contributions, which may include [...], (d) monitoring and evaluating and learning from adaptation plans, policies, programmes and actions* (Decision 1/CP.21. Art.7.9.)





# Global goal on adaptation

Article 7 of the PA puts forward a global goal on Adaptation: “enhancing adaptive capacity, strengthening resilience and reducing vulnerability to climate change, with a view to contributing to sustainable development in the context of the global temperature goal . All Parties should engage in adaptation, including by formulating and implementing National Adaptation Plans.

“The Paris Agreement confirms the irreversible transition to a low carbon, safer and healthier world.”

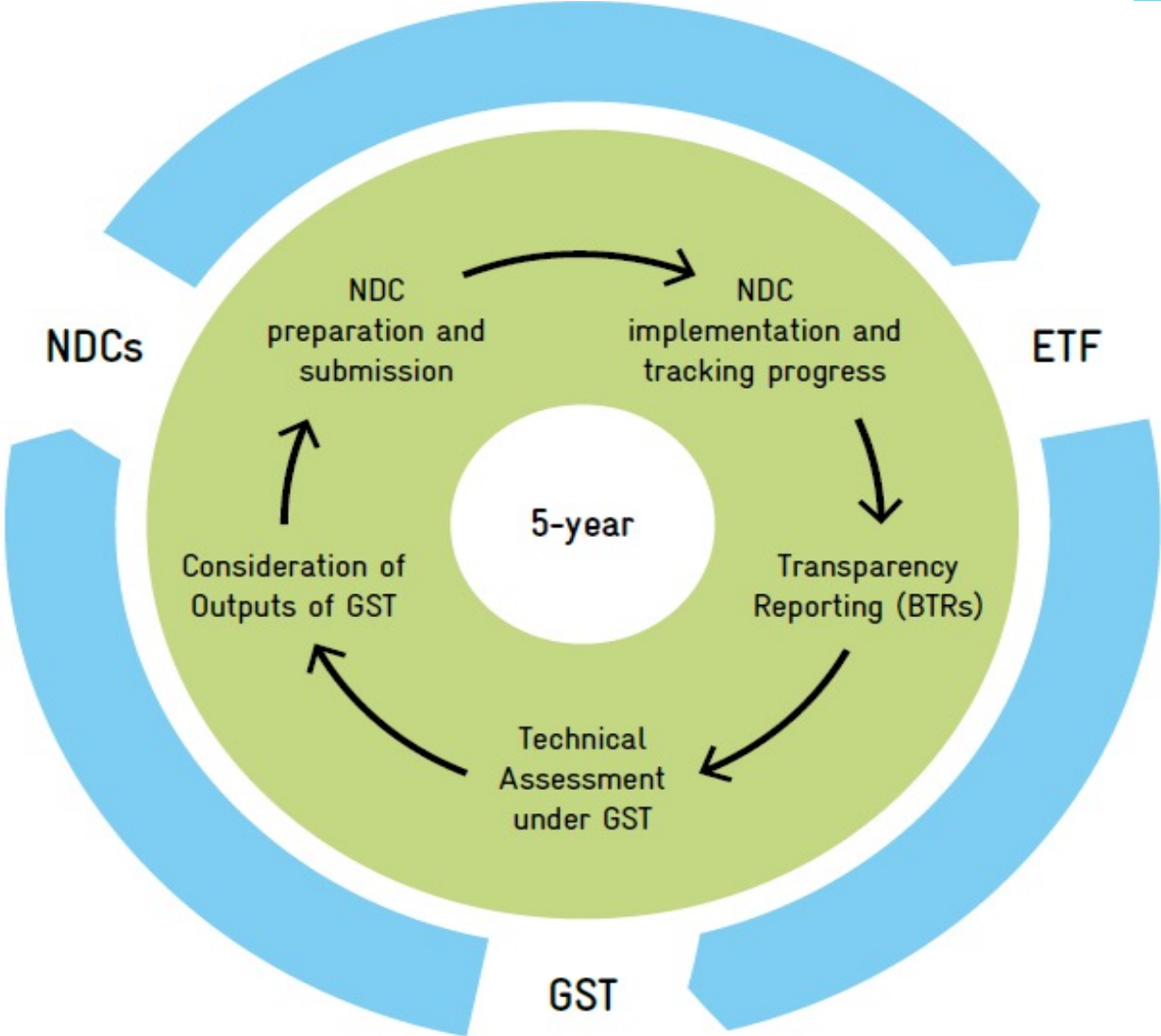
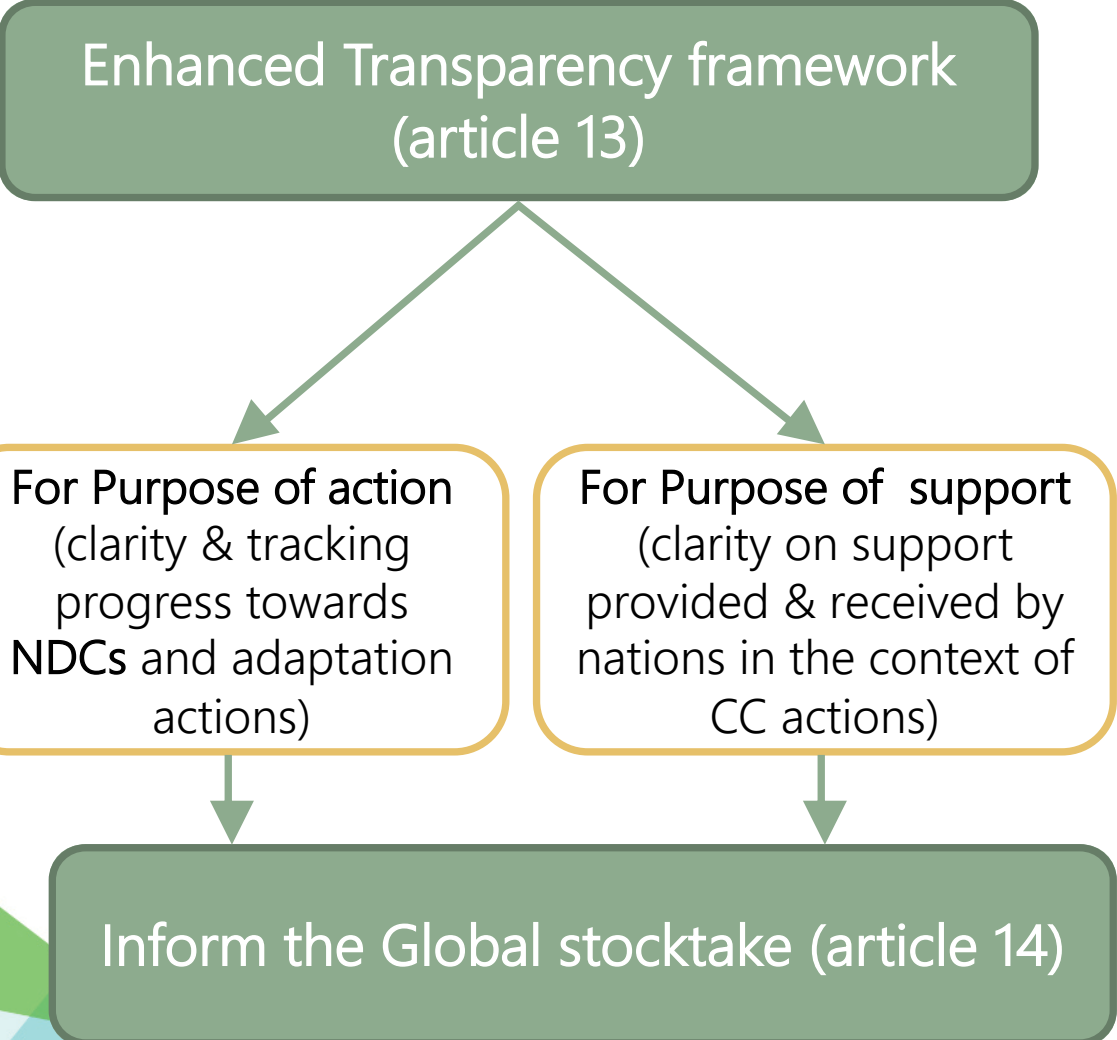
- Christiana Figueres  
UNFCCC Executive Secretary



#ParisAgreement #COP21



# Key transparency related processes under the Paris Agreement

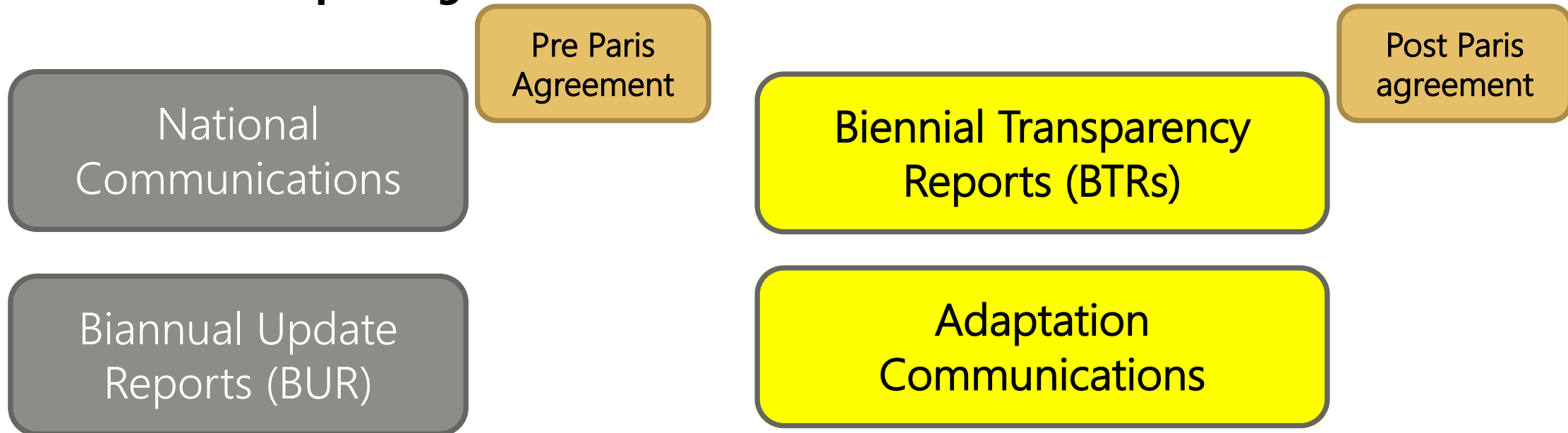




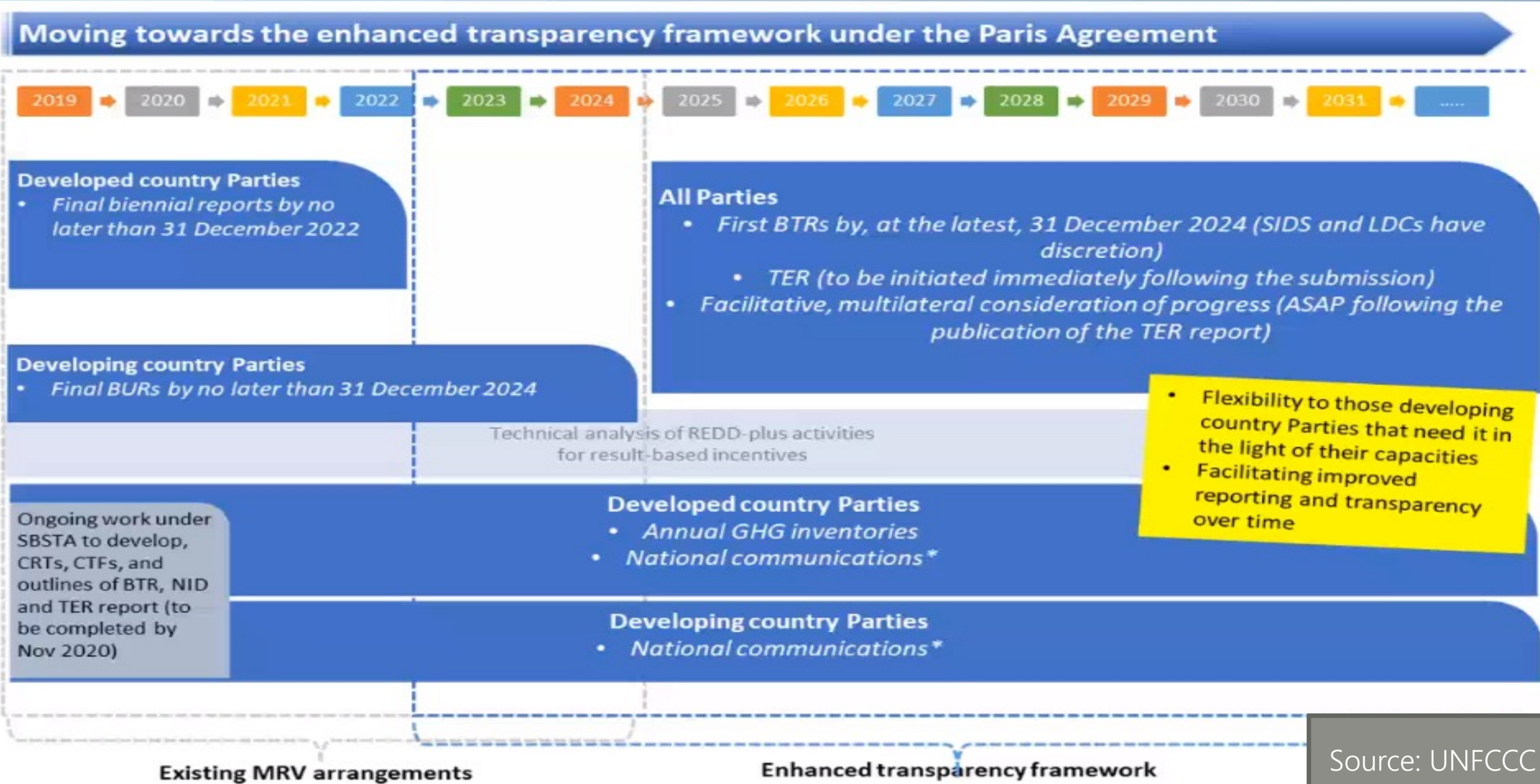
# Enhanced Transparency Framework (ETF) and adaptation

- **Article 13 of the PA:** The purpose of the ETF is to provide a clear understanding of climate action that will be tracked and reported under the Paris Agreement

- **Vehicles for reporting**



# Timeline for transparency-related processes under the PA

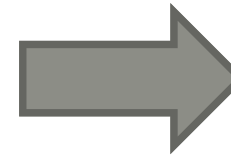




# Modalities, Procedures and Guidelines (MPGs) of ETF

## Information to be communicated (MPGs)

1. Introduction
2. National inventory report of anthropogenic emissions
3. Information necessary to track progress made in implementing and achieving NDCs.
- 4. Information related to climate change impacts & adaptation under Article 7**
5. Information on financial, technology development and transfer and capacity-building support provided and mobilized
6. Information on financial, technology development and transfer and capacity-building support needed and received
7. Technical Expert Review
8. Facilitative, multilateral consideration of progress.



Chapter 1V.  
Climate change impacts  
and Adaptation

# Adaptation information to be communicated under MPGs

## Chapter IV. Climate change impacts and Adaptation

National circumstances,  
institutional arrangements  
& legal FW

Adaptation strategies,  
policies, plans, goals and  
actions to integrate  
adaptation into policies

Impacts, risks and  
vulnerabilities

Adaptation priorities and  
barriers

Info related to averting,  
minimising and addressing  
loss and damage

Progress on implementation of  
adaptation

Cooperation, good practices,  
experiences and lesson learned

Any other  
info

M&E of adaptation actions and  
processes



# Recommendations for aligning adaptation reporting with Article 7 principles

Impacts, risks and vulnerabilities

Principles	IMPLICATIONS — WHAT DOES THIS MEAN IN PRACTICE?
1. Country driven	Are assessments conducted and risks, impacts and vulnerabilities prioritised by national entities, for example, via NAPs.
2. Gender Responsive	Are gender-differentiated vulnerabilities, risks and impacts identified/acknowledged in adaptation plans?
3. Participatory & transparent	Are the assessments and prioritisation of risks, impacts and vulnerabilities informed by stakeholders including vulnerable groups and communities?
4. Addressing vulnerabilities	Are the differentiated vulnerabilities assessed and addressed in risk assessment, for different sectors, locations, groups, livelihoods, etc.?
5. Guided by best science & knowledge	Do the assessments of risks and adaptation needs use science-based climate information (observations, trends, projections, sensitivity studies/'what if' scenarios)?
6. Supportive of integration	Are risks and needs identified across sectors through multisector cooperation? <a href="https://pubs.iied.org/10202IIED/">https://pubs.iied.org/10202IIED/</a>

Key adaptation provisions under the PA and the interlinkages between them

GLOBAL

### ARTICLE 7 | Adaptation

#### Global goal Global stocktake

- Review the overall progress made in achieving the global goal
- Review the adequacy and effectiveness of adaptation and support provided
- Recognize adaptation efforts
- Enhance implementation of adaptation action

### ARTICLE 14 | Global Stocktake

#### Purpose

- Assess the collective progress towards achieving the purpose of the Agreement and its long-term goals

#### Outcome

Inform parties in:

- Updating and enhancing their actions and support
- Enhancing international cooperation

NATIONAL

Each Party shall engage in **adaptation planning processes and the implementation of actions**

Financial, technological and capacity-building **support shall be provided to developing country Parties**

Each Party should, as appropriate, submit and update periodically an **adaptation communication**

### ARTICLE 13 | Transparency Framework

#### Purpose

- To provide a clear understanding of climate change action and support
- To inform the global stocktake

Each Party should provide information related to **climate change impacts and adaptation**





# Global stocktake

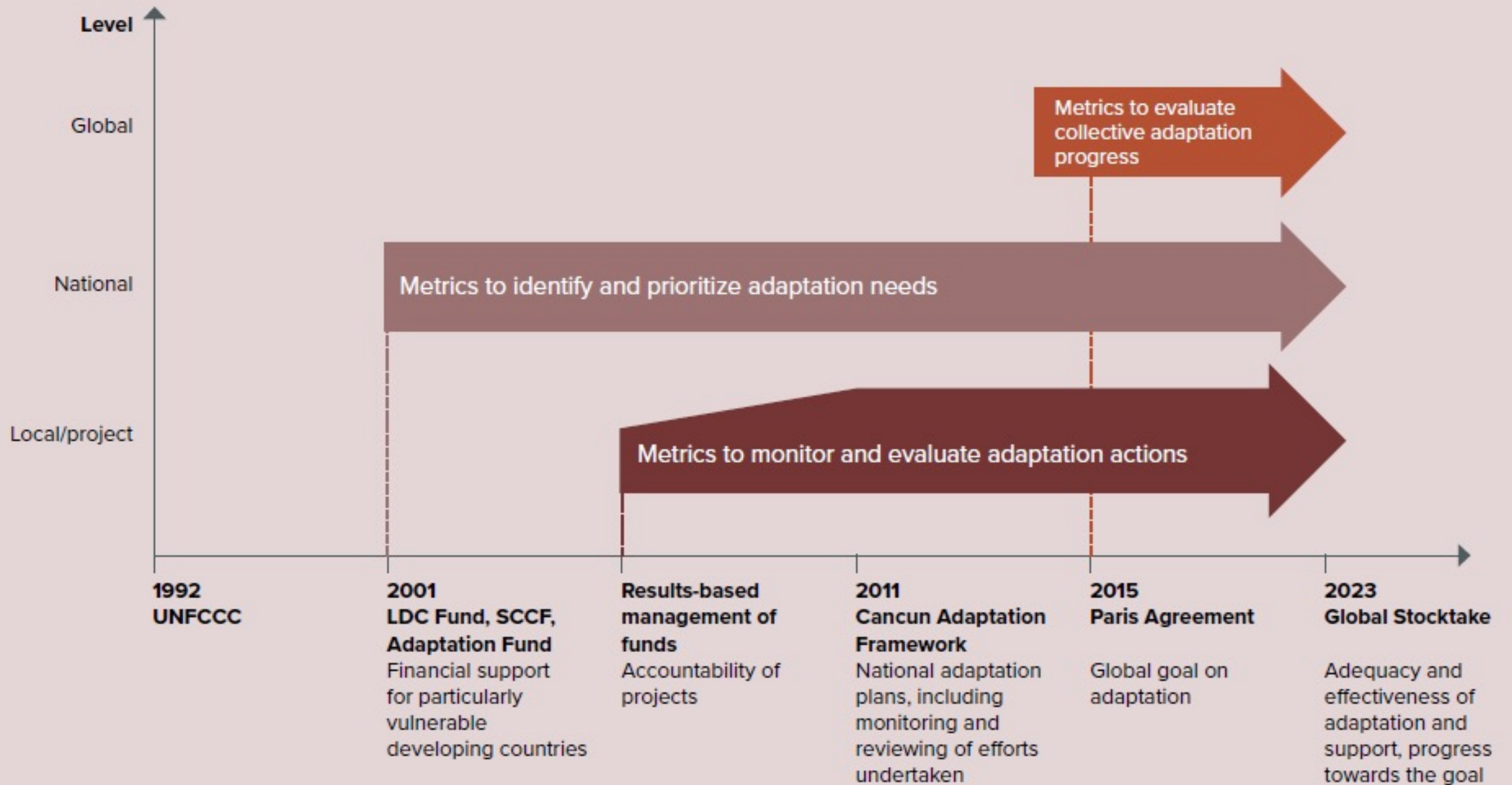
Aims of the global stocktake	Feasibility of achieving aim	Resource implications	Possible options
Recognising adaptation efforts of developing countries	High: relatively straightforward to achieve	Low-Medium	Qualitative overview indication of the number of developing countries' specific adaptation efforts
		Medium	Summary report of adaptation efforts
		Low	Collated information on adaptation submitted to (e.g.) a registry
Enhancing implementation of adaptation actions	Medium-High (indirect): filling knowledge gaps within and between countries can help, albeit indirectly	Medium	Summary and synthesis of country information submitted to UNFCCC
		Medium-High	The reports above, strengthened by results from other UNFCCC bodies or organisations
		Low	Increasing the visibility and/or content of the adaptation knowledge resource hub(s)



<b>Aims of the global stocktake</b>	<b>Feasibility of achieving aim</b>	<b>Resource implications</b>	<b>Possible options</b>
Reviewing the adequacy and effectiveness of adaptation and support for adaptation	Low: difficult to do thoroughly and objectively, without conflating with non-climate issues	Low-Medium	Qualitative assessment of adaptation effort
		Medium-High	Qualitative assessment of adaptation support, needs
		Medium-High	Trends in extreme events & associated damages and responses
		High	Quantitative assessment of adaptation support & adequacy
		High	Review of effectiveness of adaptation and support
Reviewing overall progress in achieving global adaptation goal	Medium-High (if qualitative); Low (if quantitative)	Low-Medium	Qualitative self-assessment (scorecard)
		Medium-High	Qualitative self-assessment (report)
		Low-Medium	Qualitative assessment based on third-party information.









# Where can we collate this information from?

GLOBAL

Reviewing the overall progress made in achieving the global goal on adaptation

The overall effect of **adaptation contributions** and the state of adaptation efforts, support, experiences and priorities

Reports of the IPCC and UNFCCC subsidiary bodies

Relevant reports in the context of the SDGs, the Sendai Framework and other contexts

Global tracking of adaptation by third Parties

Synthesis/ aggregation

Country-specific information on:

- Implementation of plans and action and further needs
- Assessments of adaptation progress

Country-specific information

Globally comparable data at country level

NATIONAL

# Use of existing tools to report against adaptation information needs under PA

Adaptation information needs	Potential tools
1) National circumstances, institutional arrangements and legal frameworks relevant to adaptation	<div data-bbox="1235 235 1516 307" style="border: 2px solid black; background-color: #00AEEF; color: white; padding: 5px; display: inline-block;">MOSAICC</div>
2) Impacts, risks and vulnerabilities	<div data-bbox="1235 421 1490 492" style="border: 2px solid black; background-color: black; color: white; padding: 5px; display: inline-block;">SHARP</div> <div data-bbox="1516 421 1821 492" style="border: 2px solid black; background-color: #00AEEF; color: white; padding: 5px; display: inline-block; margin-left: 20px;">MOSAICC</div>
3) Adaptation priorities and barriers	<div data-bbox="1235 506 1490 578" style="border: 2px solid black; background-color: black; color: white; padding: 5px; display: inline-block;">SHARP</div>
4) Adaptation strategies, policies, plans, goals and actions to integrate adaptation into national policies and strategies	<div data-bbox="1235 606 1516 935" style="border: 2px solid black; background-color: #6A329F; color: white; padding: 10px; display: inline-block; text-align: center;">                     FAO/UNDP Guidance Note                 </div>
5) Progress on implementation of adaptation	<div data-bbox="1541 721 1796 792" style="border: 2px solid black; background-color: #808000; color: white; padding: 5px; display: inline-block;">TAMD</div>
6) M&E of adaptation actions & processes	
7) Info related to averting, minimising and addressing loss and damage associated with climate change impacts.	<div data-bbox="1235 949 1516 1078" style="border: 2px solid black; background-color: #6A329F; color: white; padding: 5px; display: inline-block;">                     FAO Sendai C2 Indicator                 </div> <div data-bbox="1541 921 1719 992" style="border: 2px solid black; background-color: #808000; color: white; padding: 5px; display: inline-block; margin-left: 20px;">TAMD</div> <div data-bbox="1745 921 1949 992" style="border: 2px solid black; background-color: black; color: white; padding: 5px; display: inline-block; margin-left: 20px;">SHARP</div>
8) Cooperation, good practices, experience and lessons learned	<div data-bbox="1235 1099 1490 1170" style="border: 2px solid black; background-color: #808000; color: white; padding: 5px; display: inline-block;">TAMD</div>
9) Any other info related to impacts & adaptation	

# Sendai Framework for Disaster Risk Reduction 2015-2030





# 2030 Agenda for Sustainable Development

## Sustainable Development Goals

The image displays the 17 Sustainable Development Goals (SDGs) in a grid format. Each goal is represented by a colored square containing a number, a title, and a symbolic icon. The goals are arranged in three rows: the first row contains goals 1 through 7, the second row contains goals 8 through 15, and the third row contains goals 16 and 17.

- 1 NO POVERTY**: Icon of a family of four.
- 2 ZERO HUNGER**: Icon of a bowl with steam rising from it.
- 3 GOOD HEALTH AND WELL-BEING**: Icon of a heartbeat line and a heart.
- 4 QUALITY EDUCATION**: Icon of an open book and a pencil.
- 5 GENDER EQUALITY**: Icon of a female symbol with an equals sign.
- 6 CLEAN WATER AND SANITATION**: Icon of a water tap with a drop of water.
- 7 AFFORDABLE AND CLEAN ENERGY**: Icon of a sun with a power button symbol.
- 8 DECENT WORK AND ECONOMIC GROWTH**: Icon of a bar chart with an upward-pointing arrow.
- 9 INDUSTRY, INNOVATION AND INFRASTRUCTURE**: Icon of three interlocking cubes.
- 10 REDUCED INEQUALITIES**: Icon of a vertical double-headed arrow with horizontal bars.
- 11 SUSTAINABLE CITIES AND COMMUNITIES**: Icon of a city skyline.
- 12 RESPONSIBLE CONSUMPTION AND PRODUCTION**: Icon of an infinity symbol.
- 13 CLIMATE ACTION**: Icon of an eye with the Earth as the pupil.
- 14 LIFE BELOW WATER**: Icon of a fish and waves.
- 15 LIFE ON LAND**: Icon of a tree and birds.
- 16 PEACE, JUSTICE AND STRONG INSTITUTIONS**: Icon of a dove and a gavel.
- 17 PARTNERSHIPS FOR THE GOALS**: Icon of three interlocking circles.

# Overview of the global SDG indicator framework

- The global indicator framework (GIF) comprises 232 unique indicators, and was endorsed by the UN General Assembly in July 2017;
- **UN Statistical Commission** is overall responsible for developing and implementing the SDG monitoring framework
- **Inter-Agency and Expert Group on SDG indicators (IAEG-SDG)** to oversee this work through to 2030
  - *28 countries as members, representing their respective regions;*
  - *International organizations only as observers;*
  - *Meets twice a year*

=> ***The process has been fully led by countries***

# Member countries of the IAEG-SDG

## Chair of UN Statistical Commission:\*

- Japan

## Eastern Africa:

- Ethiopia
- Tanzania

## Middle and Southern Africa:

- Cameroon
- Malawi

## Western Africa:

- Ghana
- Niger

## Northern Africa:

- Egypt
- Libya

## Western Asia:

- Oman

## Central, Eastern, Southern, and South-Eastern Asia:

- Afghanistan
- Republic of Korea\*\*
- Kyrgyz Republic
- Malaysia

## Oceania:

- Fiji
- Samoa

## The Caribbean:

- Grenada
- Trinidad and Tobago

## Central and South America:

- Brazil
- Colombia
- Dominican Republic

## Eastern Europe:

- Belarus
- Russian Federation

## North America and Northern, Southern and Western Europe:

- Canada
- France
- Germany
- Ireland
- Sweden

\* The Chair of the United Nations Statistical Commission is a member of the IAEG-SDGs ex-officio.

\*\* Japan and the Republic of Korea are sharing membership for this period, with Japan serving as member from June 2019 - May 2020 and the Republic of Korea from June 2020 - May 2021.



# SDG and Adaptation

- Countries are rolling actions on Paris Agreement and 2030 Agenda simultaneously
- Coordination and linkages would allow to:
  - i. Reduce vulnerability
  - ii. Implement the Paris Agreement
  - iii. Align long-term national development priorities with the SDG framework
- Key goals for agriculture and adaptation: Goal 13,



# SDG Targets & indicators relevant to adaptation

Goal 1. End poverty in all its forms everywhere

Target:

1.5 By 2030, build the resilience of the poor and those in vulnerable situations and reduce their exposure and vulnerability to climate-related extreme events and other economic, social and environmental shocks and disasters

Indicators:

1.5.1 Number of deaths, missing persons and directly affected persons attributed to disasters per 100,000 population

1.5.2 Direct economic loss attributed to disasters in relation to global gross domestic product (GDP)

1.5.3 Number of countries that adopt and implement national DRR strategies in line with the Sendai Framework for Disaster Risk Reduction 2015–2030

1.5.4 Proportion of local governments that adopt and implement local disaster risk reduction strategies in line with national disaster risk reduction strategies

# Goal 11. Make cities and human settlements inclusive, safe, resilient and sustainable

## Target:

11.b By 2020, substantially increase the number of cities and human settlements adopting and implementing integrated policies and plans towards inclusion, resource efficiency, mitigation and adaptation to climate change, resilience to disasters, and develop and implement, in line with the Sendai Framework for Disaster Risk Reduction 2015–2030, holistic disaster risk management at all levels

## Indicators:

11.b.1 Number of countries that adopt and implement national disaster risk reduction strategies in line with the Sendai Framework for Disaster Risk Reduction 2015–2030

11.b.2 Proportion of local governments that adopt and implement local disaster risk reduction strategies in line with national disaster risk reduction strategies

11.c.1 Proportion of financial support to the least developed countries that is allocated to the construction and retrofitting of sustainable, resilient and resource-efficient buildings utilizing local materials



## Goal 13. Take urgent action to combat climate change and its impacts

### Targets:

13.1 Strengthen resilience and adaptive capacity to climate-related hazards and natural disasters in all countries

13.2 Integrate climate change measures into national policies, strategies and planning

13.3 Improve education, awareness-raising and human and institutional capacity on climate change mitigation, adaptation, impact reduction and early warning

13.a Implement the commitment undertaken by developed-country parties to the UNFCCC to a goal of mobilizing jointly \$100 billion annually by 2020 from all sources to address the needs of developing countries in the context of meaningful mitigation actions and transparency on implementation and fully operationalize the Green Climate Fund through its capitalization as soon as possible

13.b Promote mechanisms for raising capacity for effective climate change-related planning and management in least developed countries and small island developing States, including focusing on women, youth and local and marginalized communities

# Goal 14. Conserve and sustainably use the oceans, seas and marine resources for sustainable development

## Target:








14.2 By 2020, sustainably manage and protect marine and coastal ecosystems to avoid significant adverse impacts, including by strengthening their resilience, and take action for their restoration in order to achieve healthy and productive oceans

## Indicator:

14.2.1 Proportion of national exclusive economic zones managed using ecosystem-based approaches



# NAP Contributes to the SDGs

GOAL	SDG INDICATORS	NAP
	1.b Create sound policy frameworks to support accelerated investment in poverty eradication actions	Creating policy frameworks to support investments for CCA and resilience
	2.4 By 2030, ensure sustainable food production systems and implement resilient agricultural practices	Mainstreaming CCA in agriculture and prioritizing agriculture adaptation options in development to increase food security
	3.d Strengthen the capacity of all countries, for early warning, risk reduction and management of national & global health risks	Getting a better understanding of health impacts of CC and building capacities to address these risks through NAP
	4.7 By 2030, ensure that all learners acquire the knowledge and skills needed to promote sustainable development	Engaging primary, secondary and higher education institutions to build capacities on CCA
	5.c Adopt and strengthen sound policies and enforceable legislation for the promotion of gender equality and the empowerment of all women and girls at all levels	Promoting gender-responsive and gender-transformative policies with regards to CCA
	8.3 Promote development-oriented policies that support productive activities, decent job creation, entrepreneurship, creativity and innovation	Promoting innovation and engagement of private sector in CCA planning
	16.6 Develop effective, accountable and transparent institutions at all levels	Strengthening institutional capacity for CCA coordination incl. M& E and stakeholder inclusion



# Synergies between SDGs and SFDRR Indicators

## SDG indicators of Goal 13

## SFDRR indicators (selection)

### Shared indicators

**Number of deaths**, missing persons and directly affected persons **attributed to disasters per 100,000 population**. (SDG 13.1.1/SFDRR A1 & B1)

**Number of countries** that adopt and implement **national disaster risk reduction strategies** in line with the Sendai Framework. (SDG 13.1.2/SFDRR E1)

**Proportion of local governments** that adopt and implement **local disaster risk reduction strategies**. (SDG 13.1.3/SFDRR E2)

### Related indicators

**Number of countries** that have communicated the establishment or operationalization of an integrated **policy/strategy/plan** which increases their ability to adapt. (13.2.1)

Number of countries that adopt and implement **national disaster risk reduction strategies**. (E1)

**Mobilized amount** of US dollars per year between 2020 and 2025 accountable towards the \$100 billion commitment. (13.a.1)

**Total official international support**, (official development assistance (ODA) plus other official flows), for national disaster risk reduction actions. (F1)

Number of **LDCs and SIDS** that are **receiving specialized support**, and amount of support, for mechanisms for raising capacities. (13.b.1)


Number of international, regional and bilateral programmes and initiatives for disaster risk reduction-related capacity-building in developing countries. (F7)

# Comparison of the monitoring frameworks of the three Agreements

	SDGs (Agenda 2030)	Sendai	Paris Agreement
Quantitative goals or targets at global level	17 global goals with several targets each. Countries may define additional national targets.	7 global targets. Countries may define additional national targets.	For mitigation (well below 2°C and pursuing efforts to 1.5°C). The global goal on adaptation is qualitative. Countries define their own targets (NDCs).
Development of global M&E framework	By an 'Inter-Agency and Expert Group on Sustainable Development Goal Indicators', adopted by UN General Assembly.	By an 'open-ended intergovernmental expert working group' comprising experts nominated by States and supported by the UNISDR; adopted by UN General Assembly.	Details of the Global Stocktake are still being negotiated (Art. 14). 'Modalities, procedures and guidelines' for national reporting under the transparency framework (Art. 13) and details of the Adaptation Communications (Art. 7) are still to be agreed upon by the COP; Parties may develop country-specific adaptation M&E systems (Art. 7).

# Recommendations for alignment

1. Consider the integration of SDG and Sendai indicators into country-specific adaptation M&E systems
2. Consider information from country-specific adaptation M&E systems for national reporting on SDGs and SFDRR
3. Look beyond SDG 13 (Climate action)
4. Utilize the political visibility of the SDGs to advance adaptation M&E
5. Foster coherence, avoid substitution
6. Utilize SDG and SFDRR information sources for the Global Stock take



## This policy brief ...

Opportunities and limits of connecting the monitoring of the implementation of the Paris Agreement, the Sustainable Development Goals (SDGs) and the Sendai Framework for Disaster Risk Reduction are explored. The policy brief provides recommendations for complementary national and global monitoring and reporting towards their objectives in regard to adaptation to climate change.

## Monitoring the national implementation of Agenda 2030, the Paris Agreement and the Sendai Framework offers synergies by enhancing complementarity

In 2015, three major international agreements with high relevance for climate change, disaster risk reduction and sustainable development were adopted. Each includes provisions to regularly monitor progress towards achieving its objectives. They also acknowledge the interconnectedness of their policy domains. As their global monitoring frameworks are taking shape and countries begin to develop respective national monitoring and reporting systems, opportunities arise to exploit synergies and foster coherent implementation.<sup>1</sup> Specifically, data sources, indicators and institutional arrangements may be shared to reduce the reporting burden, particularly for least developed countries. Several countries like Cambodia, the Philippines and Finland are already exploring the linkages between monitoring adaptation progress and SDG achievements. Nevertheless, being closely related but also distinct, the specific content of the three agreements and the subsequent differences in their monitoring provisions need to be considered. For example, under the Paris Agreement countries are setting nationally determined contributions (NDCs) whose achievement cannot be monitored by the narrow set of global SDG indicators on climate. Also, the Sendai Framework does not only deal with climate-related hazards, so its indicators have to measure progress with respect to a broader set of risks. Hence, countries should seek opportunities to connect the monitoring of the three agreements without expecting they could substitute each other.

## Adaptation, disaster risk reduction and sustainable development are closely linked

Three important agreements shaping the global response to climate change and sustainable development were adopted in 2015: the Paris Agreement, the Sendai Framework for Disaster Risk Reduction (SFDRR) and the

Agenda 2030 including the SDGs. Each of them acknowledges the interconnections between addressing climate change, disaster risk reduction, and achieving sustainable development. For instance, the SFDRR states that 'Disasters, many of which are exacerbated by climate change and which are increasing in frequency and intensity, significantly impede progress





Food and Agriculture  
Organization of the  
United Nations



# THANK YOU

FAO and the Enhanced Transparency Framework:  
<https://www.fao.org/climate-change/our-work/what-we-do/transparency/en/>

FAO SCALA: <https://www.fao.org/in-action/scala/en>  
UNDP SCALA: <https://www.adaptation-undp.org/scala>

Contacts: [ETF@fao.org](mailto:ETF@fao.org)  
[scala@dgroups.org](mailto:scala@dgroups.org)

